






## Recommended route for customers using wheelchairs and baby strollers

\*shortest route from the station or bus stop

### ■ If using the Oizumi-Gakuen Station North Exit on Seibu Bus

Route	
1	 <p>After getting off the Seibu Bus at the Oizumi-Gakuen Station North Exit stop, head toward the pedestrian crossing. On the other side of the road is the Yumeria 1 building("ゆめりあ1") in which the Yumeria Hall is located.</p>
2	 <p>Go over the pedestrian crossing and turn left. Go straight with the Sumitomo Mitsui Bank on your right.</p>
3	 <p>Enter the building via the entrance which says "ゆめりあ1"(Yumeria 1).</p>
4	 <p>There is an elevator lobby on the left of the entrance.</p>
5	 <p>Use the elevator to travel to each floor. Fifth floor = Yumeria Hall office (reception) Sixth floor = Yumeria Hall entrance Seventh floor = Yumeria Gallery</p> <p>* The sixth and seventh floors are accessible according to event times. If the elevator does not stop at these floors, go to the office (reception) on the fifth floor.</p>